

LUX7 STM450-54M-T8N

TOPCon

430-450W



N

N type topcon cells make extremely low power losses and prevent phenomena LID&LETID.



Excellent low-light power generation effect, ensuring continuous output in cloudy, shading conditions.



Whole process of manufacturing adheres to the green concept, fluorine-free and low-lead.



Minimized micro-cracks with innovative non-destructive cutting Technology.

PID

Selection of packaging materials with excellent sealing More advanced cell processing technology to reduce doping to ensure highly PID resistance.



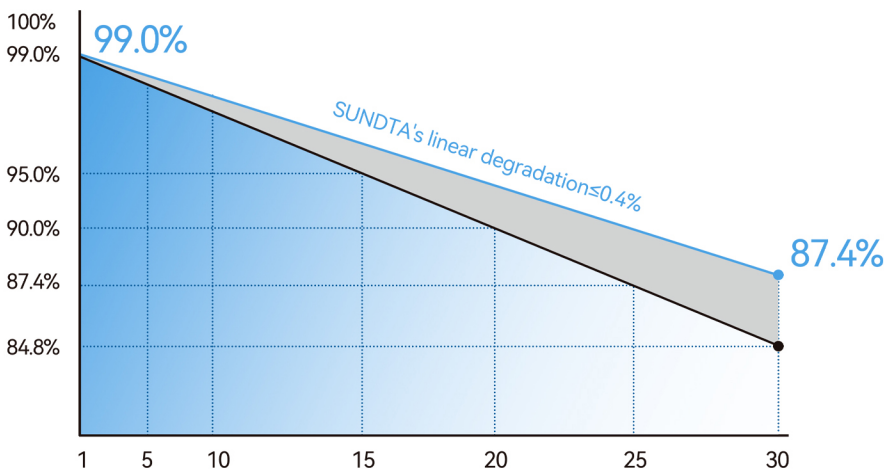
Sand blowing test, salt mist test and ammonia test passed to adapt with harsh environments



Mechanical performance up to 5400 Pa positive load and 2400 Pa.Negative load.

Complete System and Product Certifications

IEC61215/IEC61730/IEC61701/IEC62716/UL61730
ISO 9001: Quality Management System
ISO 14001: Environmental Management System
ISO14064: Greenhouse Gases Emissions Verification
ISO45001: Occupational Health and Safety Management System



15 Years Warranty for Materials and Processing



30 Years Warranty for Extra Linear Power Output

23.04%

Max Efficiency

0-5W

Power Tolerance

1722x1134x30mm

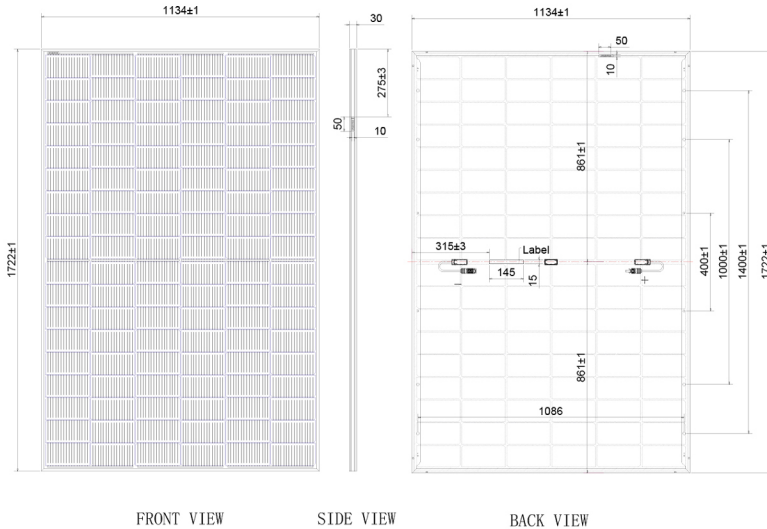
Dimension

22.0kg

Weight

N-type TOPCon

Bifacial



Mechanical Characteristics

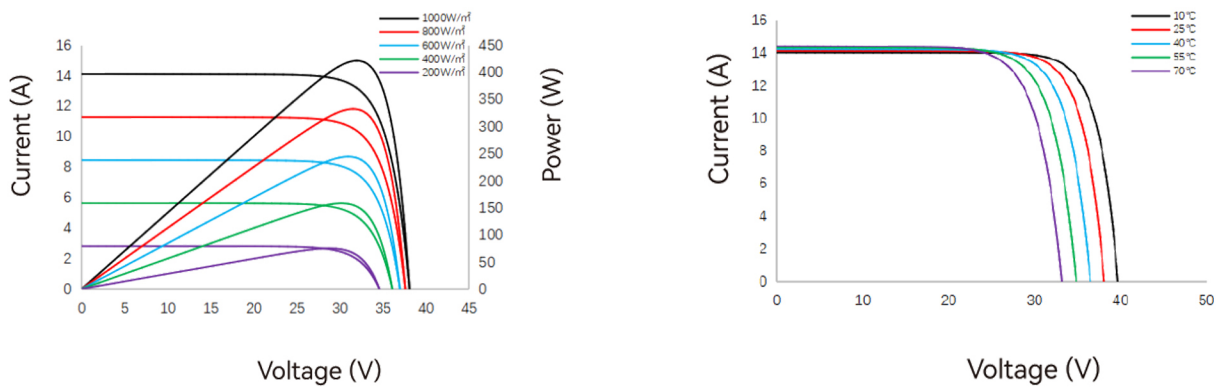
Cell Orientation	108 (6x18)
Dimension	1722x1134x30mm
Weight	22.0kg
Glass	Front Glass:2.0mm high transmittance,AR coated tempered Glass Rear Glass:2.0mm high transmittance,coated temperature Glsaa
Frame	Anodized aluminum alloy frame
Junction Box	IP68,three diodes
Output Cable	+400mm,-200mm or ±1200mm, length can be customized
Packaging	36pcs/pallet, 936pcs/40'HQ

Electrical Data (STC)

	430W	435W	440W	445W	450W
Maximum Power(Pmax)	430W	435W	440W	445W	450W
Maximum Power Voltage(Vmp)	31.87V	32.06V	32.25V	32.44V	32.63V
Maximum Power Current(Imp)	13.50A	13.58A	13.66A	13.74A	13.82A
Open-circuit Voltage(Voc)	38.48V	38.67V	38.86V	39.05V	39.24V
Short-circuit Current(Isc)	14.24A	14.32A	14.40A	14.48A	14.56A
Module Efficiency(%)	22.02%	22.28%	22.53%	22.79%	23.04%

STC: Irradiance 1000W/m², Cell Temperature 25°C, Air Mass AM1.5.

Curve



Temperature Ratings(STC)

Temperature Coefficient of Isc	+0.046%/°C
Temperature Coefficient of Voc	-0.250%/°C
Temperature Coefficient of Pmax	-0.30%/°C
NOCT (Nominal operating cell temperature)	45±2°C

Operating Parameters

Operating temperature(°C)	-40°C~+85°C
Maximum system voltage	1500V DC(IEC)
Maximum series fuse rating	30A
Power tolerance	0-5W